

Name _____

Zz




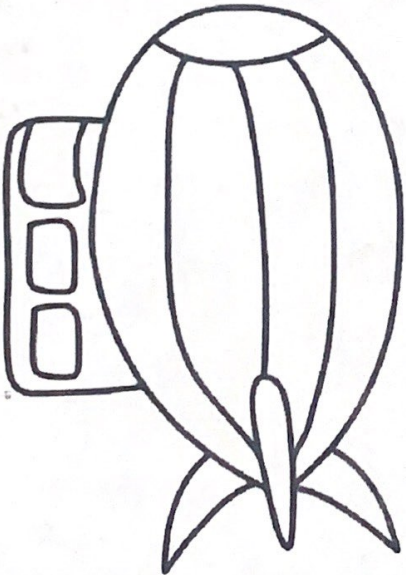



Z is for zebra.

Directions: Trace each letter and write the letter on the blank lines. Start at the dot.


Tracing practice for uppercase Z and lowercase z. Each row contains five dashed letters on a three-line grid (top, middle-dashed, bottom). The first two letters in each row have a '1' and an arrow indicating the stroke direction. Below each row are two blank lines for independent writing.

Directions: Color or circle each picture with the same beginning sound as zebra.

Name _____





Z is for
Zoo



Zz




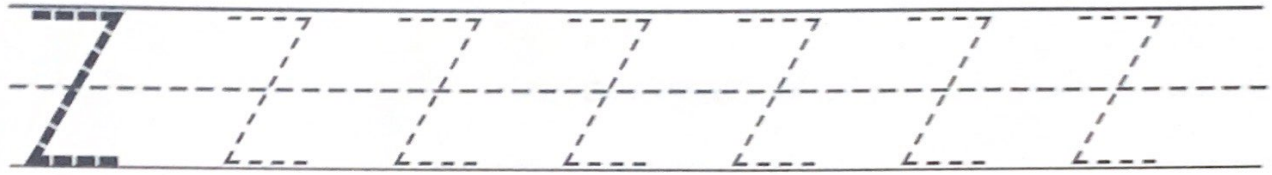
Name: _____

Directions: Color the pictures that begin with Z.



Name: _____

Trace and write the letter Z and z.





Draw a picture of something that starts with the letter Z.


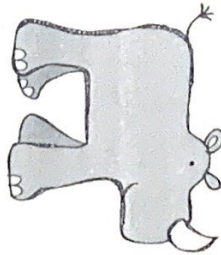

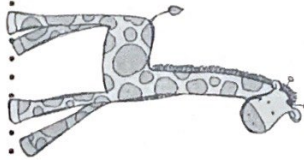


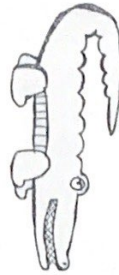

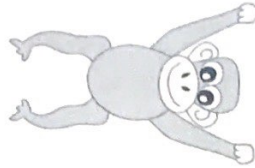

_____ starts with the /z/ sound.

Farm or Zoo?











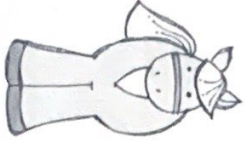
Clip the cards below. Clip the animals on the next two pages. Have the child sort the animal by zoo animal or farm animal.



Zoo Animals for Farm/ zoo Sort



Farm Animals for Farm/ zoo Sort



Lesson 26

Talking to God

We became God's children at Baptism.

God made us and loves us.

We can talk to God.


We can listen to God.

When we talk and listen to God, we pray.

We can pray to God anytime.

What do you want to say to God when you pray?

Draw yourself with some of God's children.




When we pray we can thank God
for all his gifts.

We can ask God to help us live
as his children.

Color when you will pray to God.

Cut out and wear the button.





Talking to God

When someone gives you a special gift, what do you say?
God gives us many gifts.

When we pray, we can say, "Thank you, dear God, for all your gifts."


God loves us and helps us to love others. When we pray, we can say, "Please help me to be kind and love others, dear God. God bless everyone."

God asks us to love others and be kind. When we pray, we can say, "I'm sorry, dear God," if we have not been kind and loving.

God loves us and does wonderful things for us. When we pray, we can say, "How wonderful you are, dear God."

What is your favorite thing to say to God when you pray?

When is your favorite time to talk and listen to God?



Parenting your 4-Year-Old

Routines

Fours need the security of a daily routine in their lives. They tell time by what is happening to them during the day—breakfast time, preschool time, lunchtime, TV time, bedtime. Each day has a sameness to it that gives the four-year-old good feelings of security. Ask your four-year-old to describe the preschool day. He or she will tell you about the day in the same predictable sequence.

Fours need that security both at home and in preschool.

You may want to take time to examine your daily schedule. How does your four fit into your program? Is he or she constantly changing bedtimes and wake-up times? If this is the case, begin slowly to provide a daily sameness for both you and your child. You will find that both of you are


calmer and there is a growing harmony in your relationship. Often disruptive behavior in four-year-olds is caused by too little routine in their everyday lives.

An added benefit to routine is that it can provide more time for fun activities for you and your child. You will also find it easier to have that necessary quiet time in the evening if bedtime is set for

the same time each night. It is important to include prayer time as part of the routine you are establishing with your child each evening. Prayers need not be complicated or long. Thanking God for one gift of his love this day and then asking God's blessing on family members can become a treasured ritual. Gradually, the traditional prayers familiar to the family can be added.

"Pray without ceasing.
In all circumstances give thanks."

1 Thessalonians 5:17-18



At Home with Your Family

Continuing the unit theme of experiencing belonging to our Catholic community, Lesson 26 provides an experience in learning to pray. Your four-year-old is prayerful and contemplative by nature. As you have probably discovered, your child is filled with wonder and awe over the magnificence of God's gifts of creation. That each of us is known and loved by God is also a truth cherished by fours. They are also drawn to simple, reverent rituals of faith. For these reasons, this can be a perfect time to begin to develop your child's life of prayer in response to God's love.

The best and most permanent lessons about prayer are those experiences of praying together that you can include as a natural part of your family life. The example of a prayerful family is a very powerful image that will remain throughout your child's life: "The Christian family is the first place of education in prayer . . . For young children in particular, daily family prayer is the first witness of the Church's living memory as awakened patiently by the Holy Spirit" (*Catechism*, 2685).

Encourage your four-year-old to pray by talking to God as one talks to a cherished loved one. The *Read to Me* page can help you. It describes the framework for the five kinds of prayer presented here in simple language: blessing and adoration, petition, intercession, thanksgiving, and praise (*Catechism*, 2644). Short, informal

prayers in your child's own words are most appropriate. In time, the meanings of our traditional, formal prayers can be explained and understood. You might wish to establish some simple rituals in your home as part of your child's early experiences of faith.

Talking to God

Teach your child this simple litany prayer to emphasize the importance of thanking God for all we have. You are the leader. Teach your child the response.

Leader: My friends bring me such joy and fun.

Response: Thank you, God, for all your gifts to me.

Leader: My family takes such good care of me.

Response: Thank you, God, for all your gifts to me.

Leader: My friends at preschool are fun to play with.

Response: Thank you, God, for all your gifts to me.



My Prayer (To the tune of "Mary Had a Little Lamb")

I am learning how to pray,	Jesus, teach us how to pray,
How to pray, how to pray.	How to pray, how to pray.
I am learning how to pray.	Jesus, teach us how to pray
I am a child of God.	And grow in love each day.