
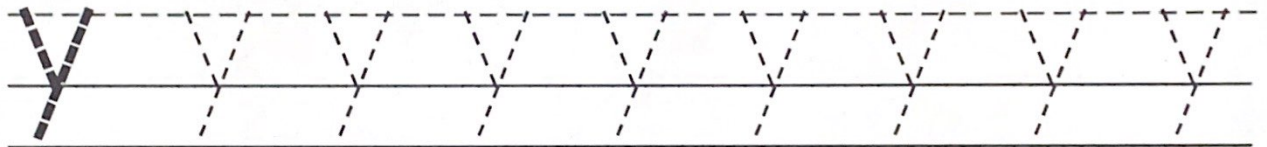

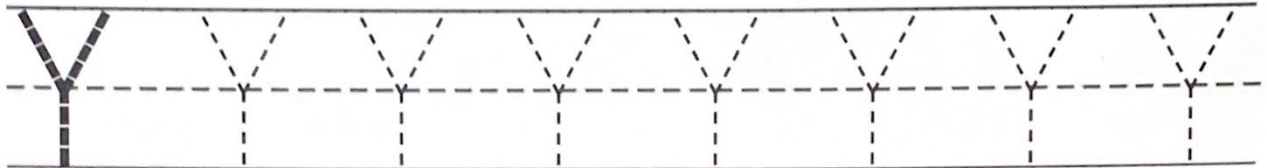

Name: _____


Trace and write the letter Y and y.



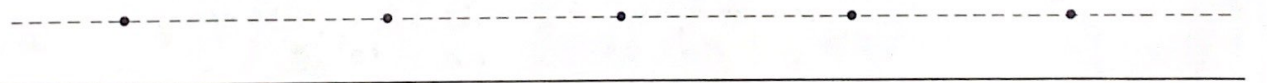
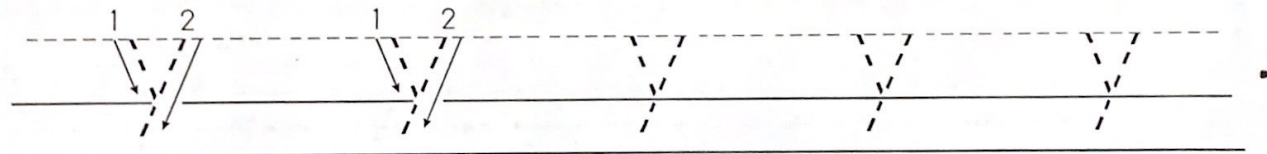
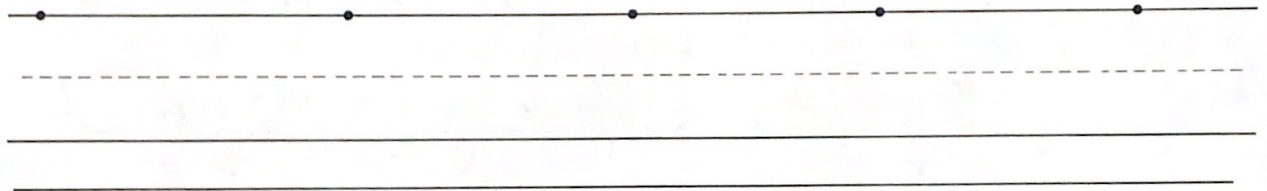
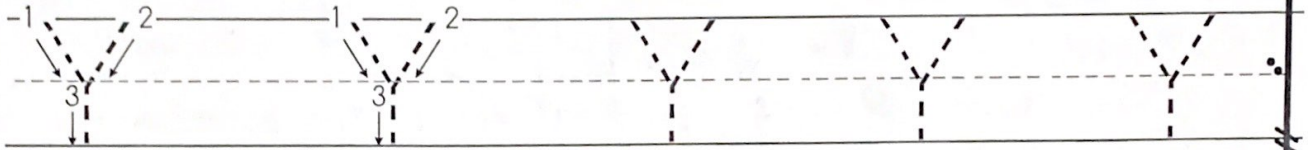
Draw a picture of something that starts with the letter Y.

_____ starts with the /y/ sound.


Name _____



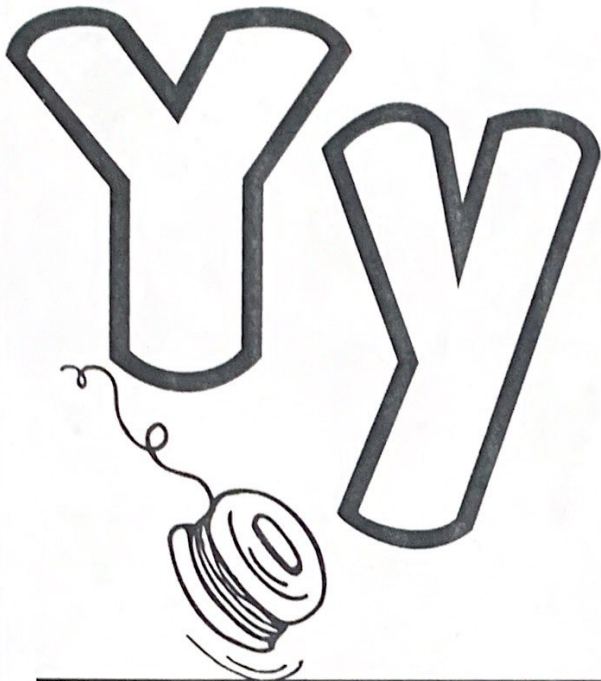
Directions: Trace each letter and write the letter on the blank lines. Start at the dot.



Directions: Color or circle each picture with the same beginning sound as yak.

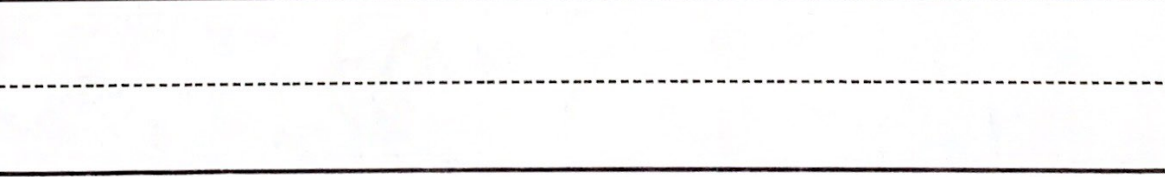
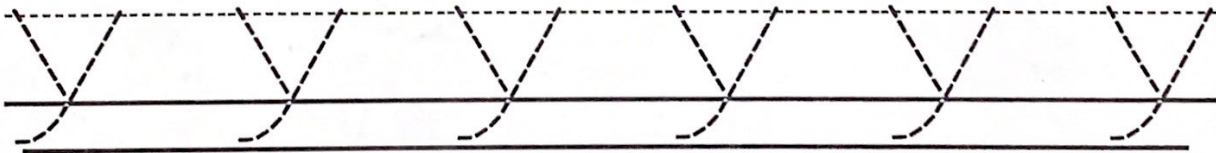
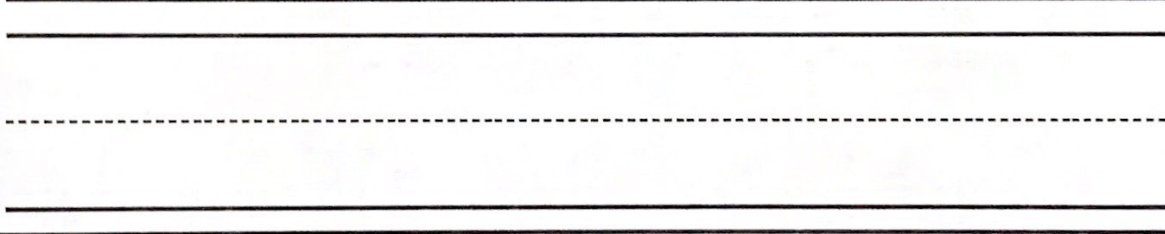
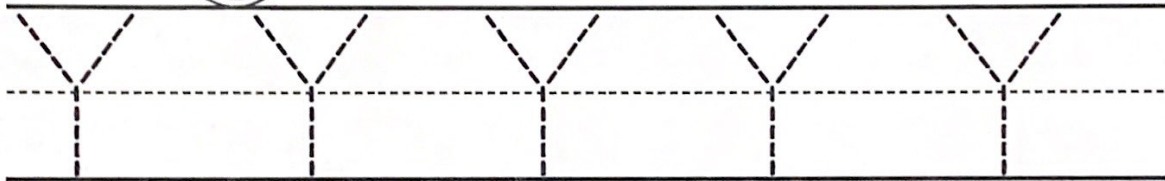


Name: _____



y	y	Y
Y	y	Y
y	Y	y


*Color capital letters blue .
Color lowercase letters red .*



Yy

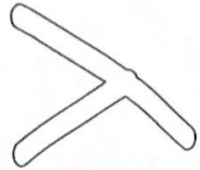
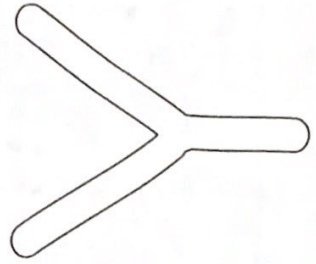
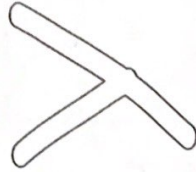
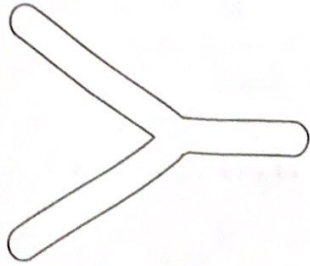
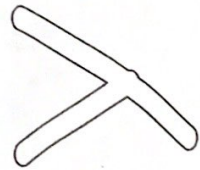
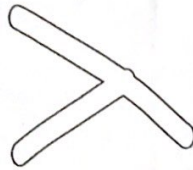
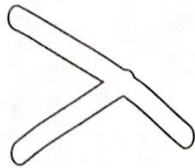
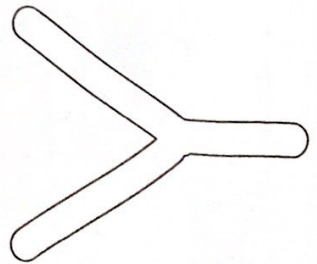
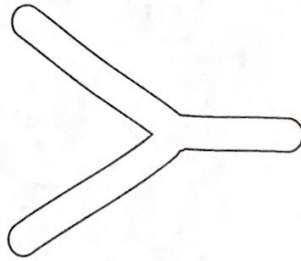
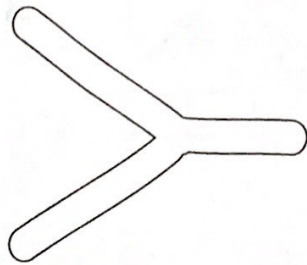
Name: _____

Directions: Color the pictures that begin with Y.



Name _____

Color the "Y"s red. Color the "y"s purple.




Lesson 25

Belonging to a Special Family

Your family loves you very much.

Your family brought you to be baptized.
Now you belong to the special family of
the Catholic Church.


Color this baby being baptized by the priest.
Ask your family who was at your Baptism.




In our special family, the Church,
Jesus shows us how to love one another.
Jesus says, "Love one another
as I love you" (John 15:12).

We learn about Jesus from the Bible.
Here are some stories about Jesus from the Bible.
Tell how Jesus loved people.


Tell these stories about Jesus to
your family.



Jesus fed people who
were hungry.



Jesus helped sick people.



Jesus Loves All Children

Here is a story about Jesus from the Bible. It tells us how much Jesus loves all children.

One day many people came to listen to Jesus. Some of the families brought their children, too. They wanted Jesus to bless their children so they tried to bring the children up close to where Jesus was.

Some of Jesus' friends tried to keep the children away from Jesus. They knew that Jesus was very tired that day. They didn't think Jesus would want to meet the children.

Just then Jesus saw what was happening! He called to all the grown-ups, "Let the children come to me" (Mark 10:14). Jesus knew that children were very important and special.

Jesus hugged each of the little children. He blessed each and every little boy and girl. How happy Jesus and the children were!

Use your imagination. Pretend you were with Jesus and the children.

How did you feel when Jesus hugged you?

Are you glad Jesus loves you? Why?

Parenting your 4-Year-Old

Love's Building Blocks

We human beings learn to love by being loved. The graced truth is that children who have been truly loved pass along to others the love, care, and respect they themselves have received. Love for God is shown by loving concern for others. As the Church teaches, "Love of neighbor is inseparable from love for God" (*Catechism*, 1878).

With your help, your four-year-old has already set in place some building blocks in this foundation of love:

Respect for Others A four-year-old has become aware of individuals and their rights. Some fours realize that other people may have feelings and ideas different from their own. A genuine concern for harmony means that minor conflicts can be talked through more easily.

Use of Words A four-year-old has a more secure command of language and can use it to advantage. Language can reflect a new self-control. A four-year-old has also discovered that language can command others. If bossiness seems to be a

"Love one another."


John 15:12

constant, you may want to remind your four of the little words "please" and "thank you," and remember to speak to your child in a calm and quiet tone of voice.

Your four may also have discovered what are usually called "naughty words" and will try them out on you. At this age, words are just words. Refuse to be shocked.

Emotional Control Because the four can use reason in working out problems, and can put feelings into words, emotions are more balanced. However, in the midst of anger or upset, your four-year-old may say things he or she could not possibly mean or even understand. The truth is, your child is frightened by his or her own anger. If you get angry, you will add to that fright and the child's sense of being out of control.

The building blocks are never perfectly complete, no matter if one is four or forty. Yet it is so true: We begin to learn all we really need to know in life long before we even reach kindergarten!



At Home with Your Family

Lesson 25 is the first of a series of lessons providing beginning experiences for helping your child develop a sense of joy in belonging to the Catholic Church. The lesson began with an explanation that our Baptism marks the beginning of our belonging to this special family. Are there some pictures or mementos of your child's Baptism that you could share with him or her? Such concrete objects and treasured stories can help your child become more aware of and take delight in that great event.

Helping your child come to know and love Jesus as the foundation of his or her developing life of faith was the goal of this lesson. The children were helped to appreciate that from the Bible we learn that Jesus shows us how to love one another. Such awareness, in addition to the Ten Commandments, forms an important basis of our moral activities. From Jesus' kind, thoughtful, loving actions, we can learn to be kind and fair, too.

The story of Jesus and the children was presented here because it is so central to your young child's faith in and love of Jesus. The profound love and respect Jesus showed for each child and his open expression of that love is a treasured part of our Christian tradition that you can read and share again and again with your

child. Are there specific ways you can encourage your child to love others as Jesus shows us?

Showing Love Poster

Cut two heart patterns out of white paper. Arrange and paste them in an overlapping, side-by-side position on a piece of red construction paper. Ask your child to draw two pictures, one on each heart, showing how he or she can show love for another. Suggestions: "Help mother set the table"; "Share a toy with a friend."



Jesus Loves Us

(To the tune of "If You're Happy and You Know It")

Jesus loves the little children 'round the world.

(clap, clap)

Jesus loves the little children 'round the world.

(clap, clap)

Jesus loves us morn and night.

We are special in his sight.

Jesus loves the little children 'round the world.

(clap, clap)