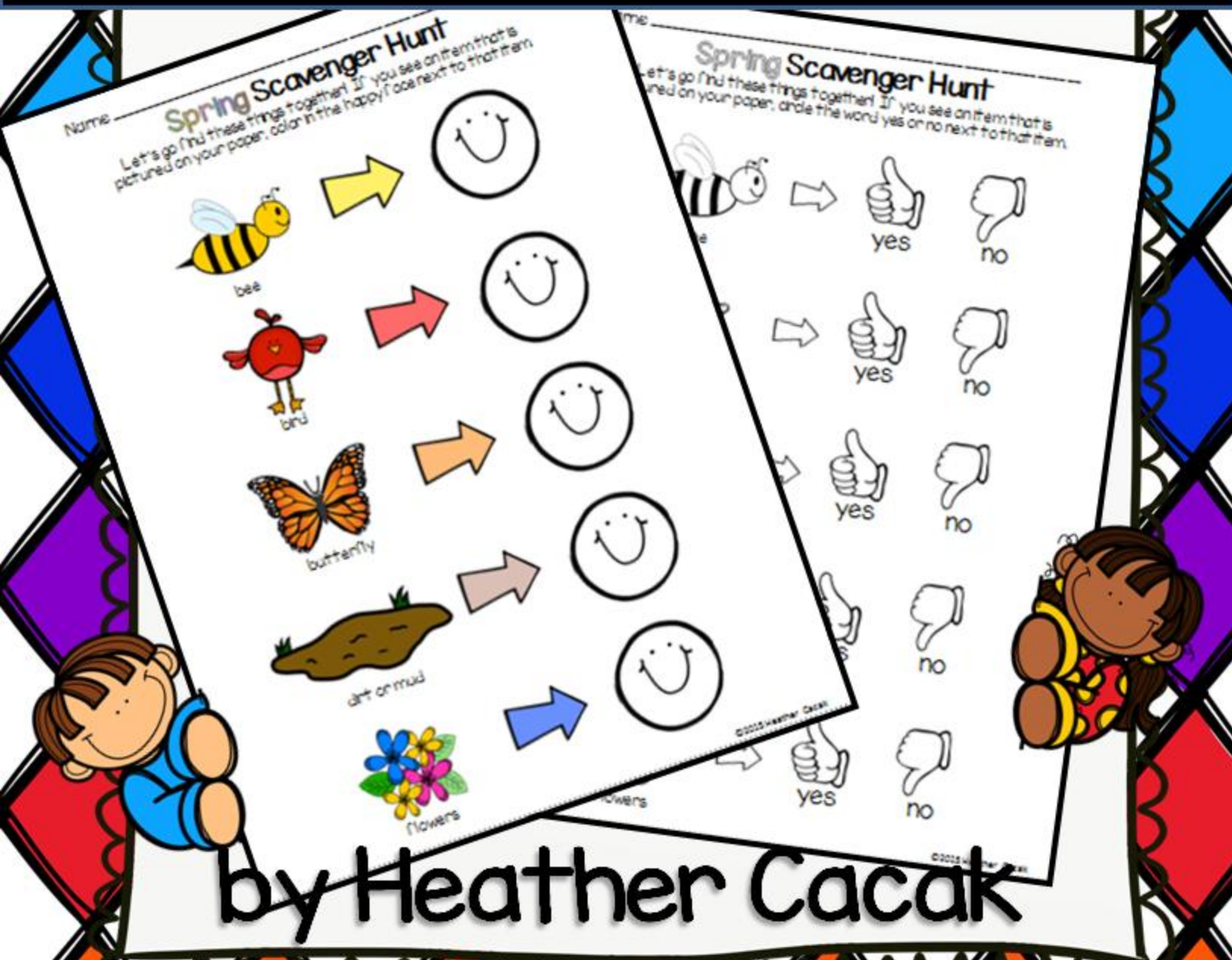


Spring {2}

Scavenger Hunt

Perfect for Young Preschoolers



by Heather Cacak

Thanks & Hello

Hi, my name is Heather. I am a wife, mother of two (teenagers), preschool teacher at a local university, and graduate student earning my M.Ed. in curriculum and instruction. Thanks for downloading my free recording sheet, ***Spring Scavenger Hunt for Young Preschoolers***.

Simply choose and print the recording sheet that would work best for your students, attach the recording sheet to a clipboard, grab a crayon, go for a walk, and color in the happy faces or circle the yes/no options as you spot the items on the list. {Tip: I do not have enough clipboards for my entire class so I opted to staple one recording sheet per (empty) manila file folder. This worked **great** for my group of preschoolers! They walked through the halls referring to their homemade clipboards as "big kid work" – totally adorable!}

These basic recording sheet are a fabulous way to introduce the concept of a scavenger hunt to a young group of preschool age children. My class this year is a **really, really** young group. We are starting s-m-a-H with this concept before we begin using the yes and no option pages. For now, coloring smiley faces is all we can handle. 😊

I hope your students love a good scavenger hunt as much as mine do.



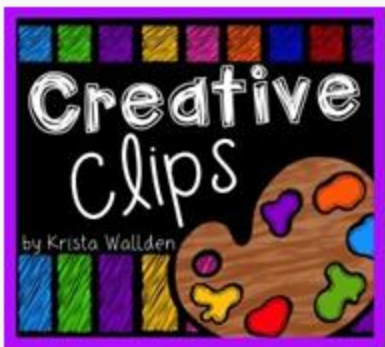
Bright Blessings,
Heather Cacak
prekteacherheather@gmail.com

Terms of Use

This item is for single classroom use only.

Please do not copy for entire grade level(s) or school system use. Copying and placing this product on the internet, including a classroom, school, or personal blog/site, is strictly prohibited and is a violation of the Digital Millennium Copyright Act (DMCA).

Credit Goes To...



Name _____

Spring {2} Scavenger Hunt


Let's go find these things together! If you see an item that is pictured on your paper, color in the happy face next to that item.




bee




bird




butterfly



dirt or mud



flowers



Name _____

Spring {2} Scavenger Hunt

Let's go find these things together! IF you see an item that is pictured on your paper, color in the happy face next to that item.



bee



bird



butterfly



mud



flowers



Name _____

Spring {2} Scavenger Hunt

Let's go find these things together! IF you see an item that is pictured on your paper, circle the word yes or no next to that item.



bee




yes



no



bird



yes



no



butterfly




yes



no



dirt or mud



yes



no



flowers



yes



no

Name _____

Spring {2} Scavenger Hunt

Let's go find these things together! If you see an item that is pictured on your paper, circle the word yes or no next to that item.



bee



yes



no



bird



yes



no



butterfly



yes



no



dirt or mud



yes



no



flowers



yes



no