

Show Me

Math Center Activity

Skills: Number recognition and making sets

Show me

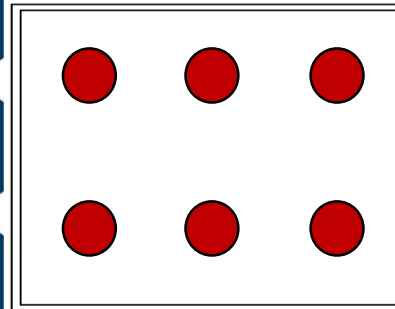
12



Oh Miss Jill


Show Me

6



Show Me

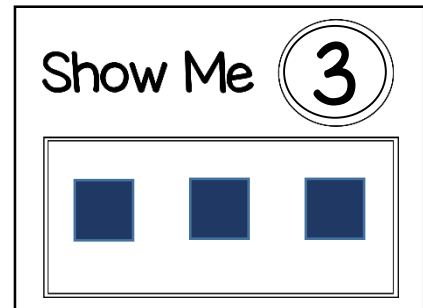
3



Show Me

Math Center Activity

Skills: Number recognition and making sets





Prep:

Print Show Me boards, one for each student. Print the number circle pages. Cut out your number circles and laminate for durability.

Directions:



Hand out the show me boards, one per student. Place a pile of math manipulatives in front of each child. Now place a number circle on each Show Me board. The students need to place the correct number of manipulatives in the box to match their number circle. Clear the board then place a new number in the circle.




Show Me



Show

Me





7

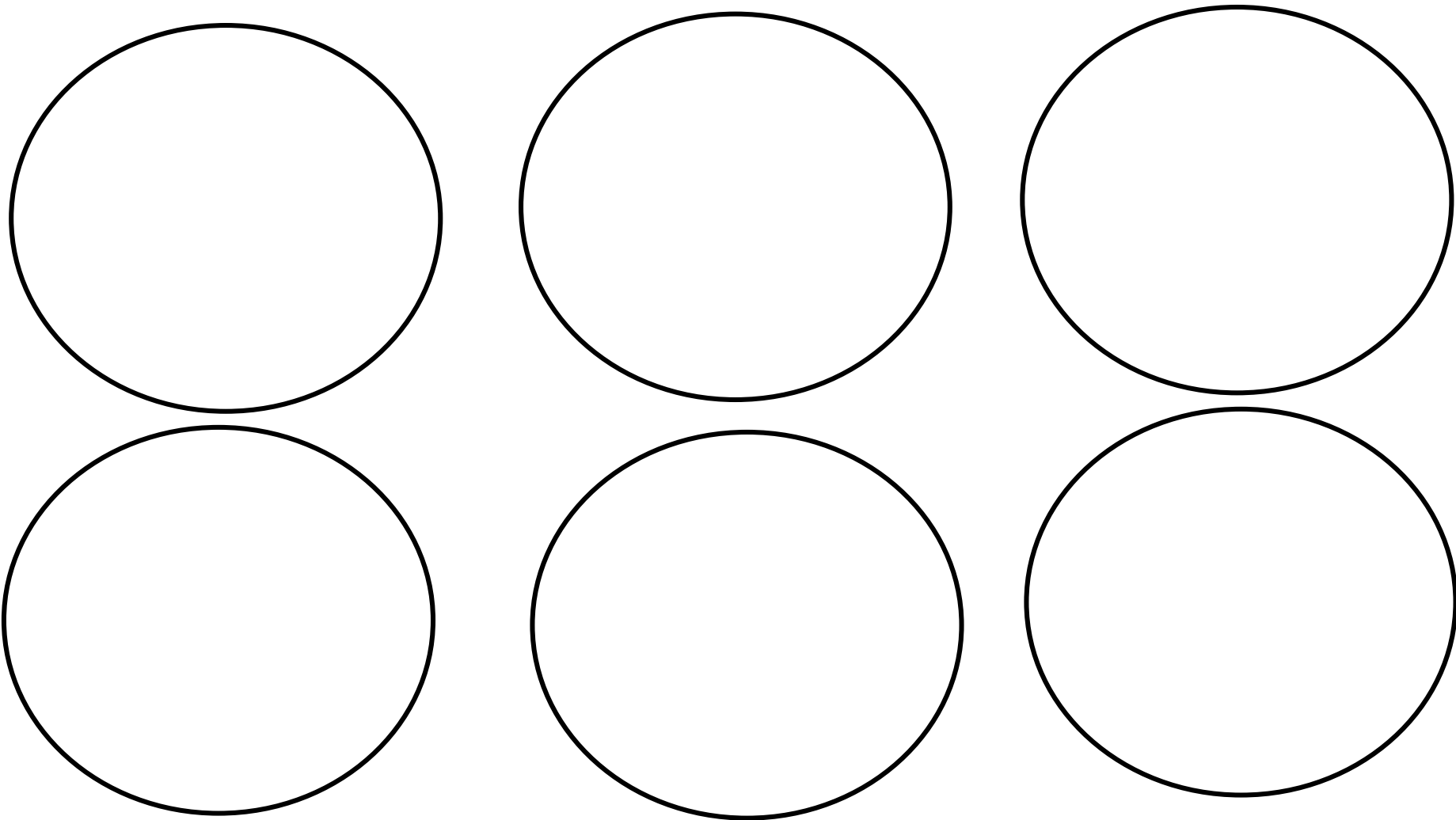
8

9

10

11

12



Create additional numbers with these circles.

TPT terms of use:

Electronic distribution limited to single classroom use only. Duplication for an entire school or for commercial purposes is forbidden without written permission.

Your satisfaction is important to me! If you liked this product, would you please tell me? You may leave a comment at: <https://www.teacherspayteachers.com/Store/Oh-Miss-Jill>

If you have questions or need customization, please contact me in my TPT store <https://www.teacherspayteachers.com/Store/Oh-Miss-Jill> or email me at ohmissjill (at) gmail (dot) com

About the Author:



My name is Miss Jill. I've been a special education teacher for 16 years. I currently work as an integrated preschool teacher in a public school. I love my job! I get to play, laugh and create every day. When I'm not in my classroom, I enjoy creating new materials for my students and sharing these materials with other teachers. Stop by my TPT store to see other materials I've created. <https://www.teacherspayteachers.com/Store/Oh-Miss-Jill>

Credit:

Font: KG Miss Kindergarten - <https://www.teacherspayteachers.com/Store/Kimberly-Geswein-Fonts>

Background: Melissa sands - <http://www.teacherspayteachers.com/Store/Oh-So-Random>