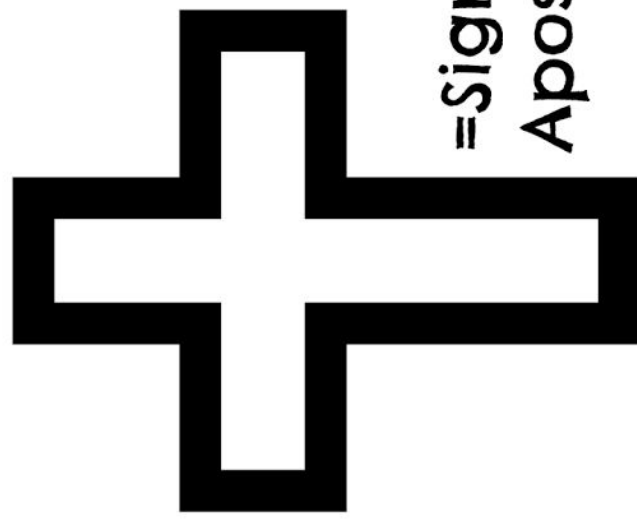
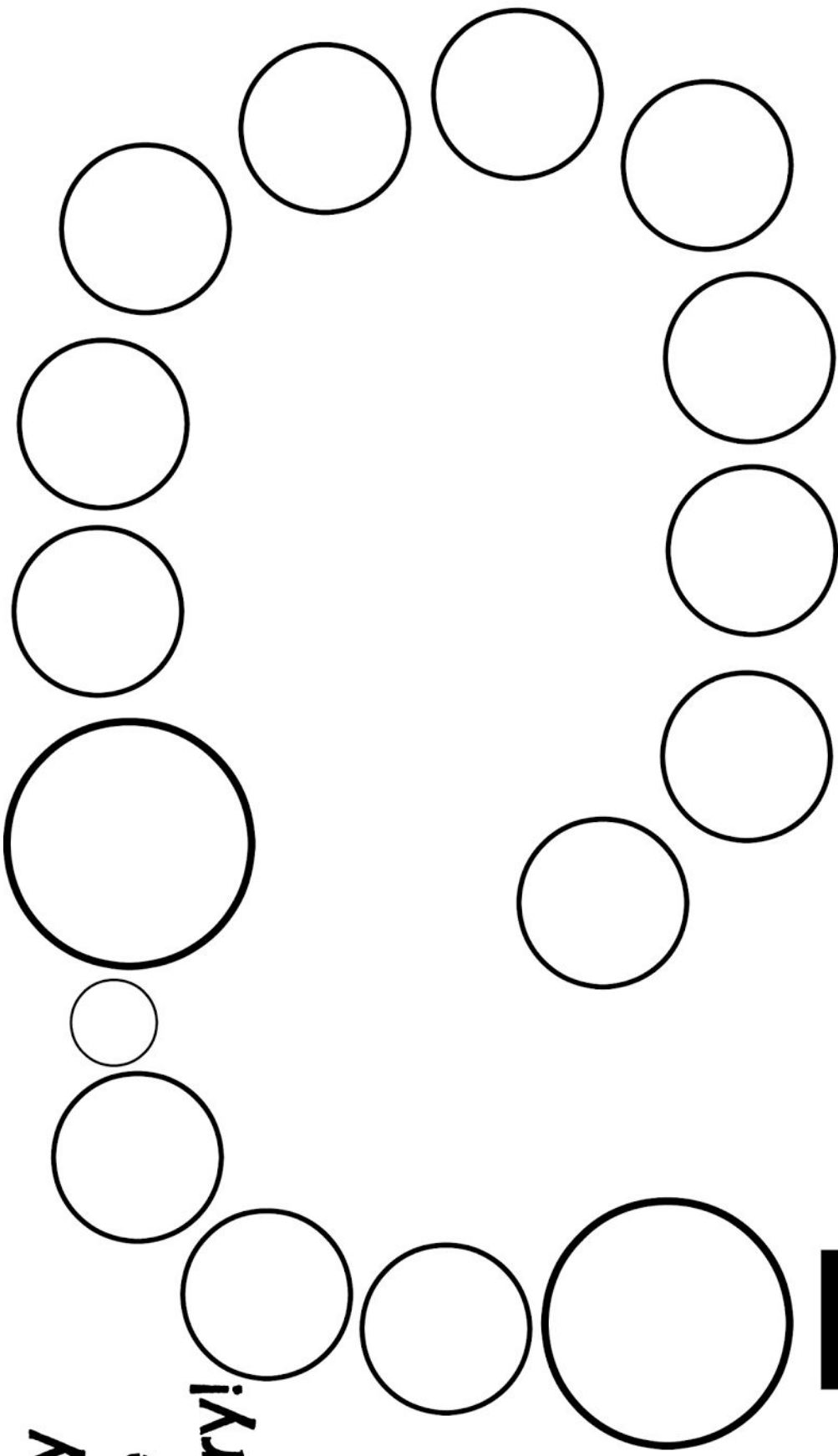


**Pray
the**

Rosary!

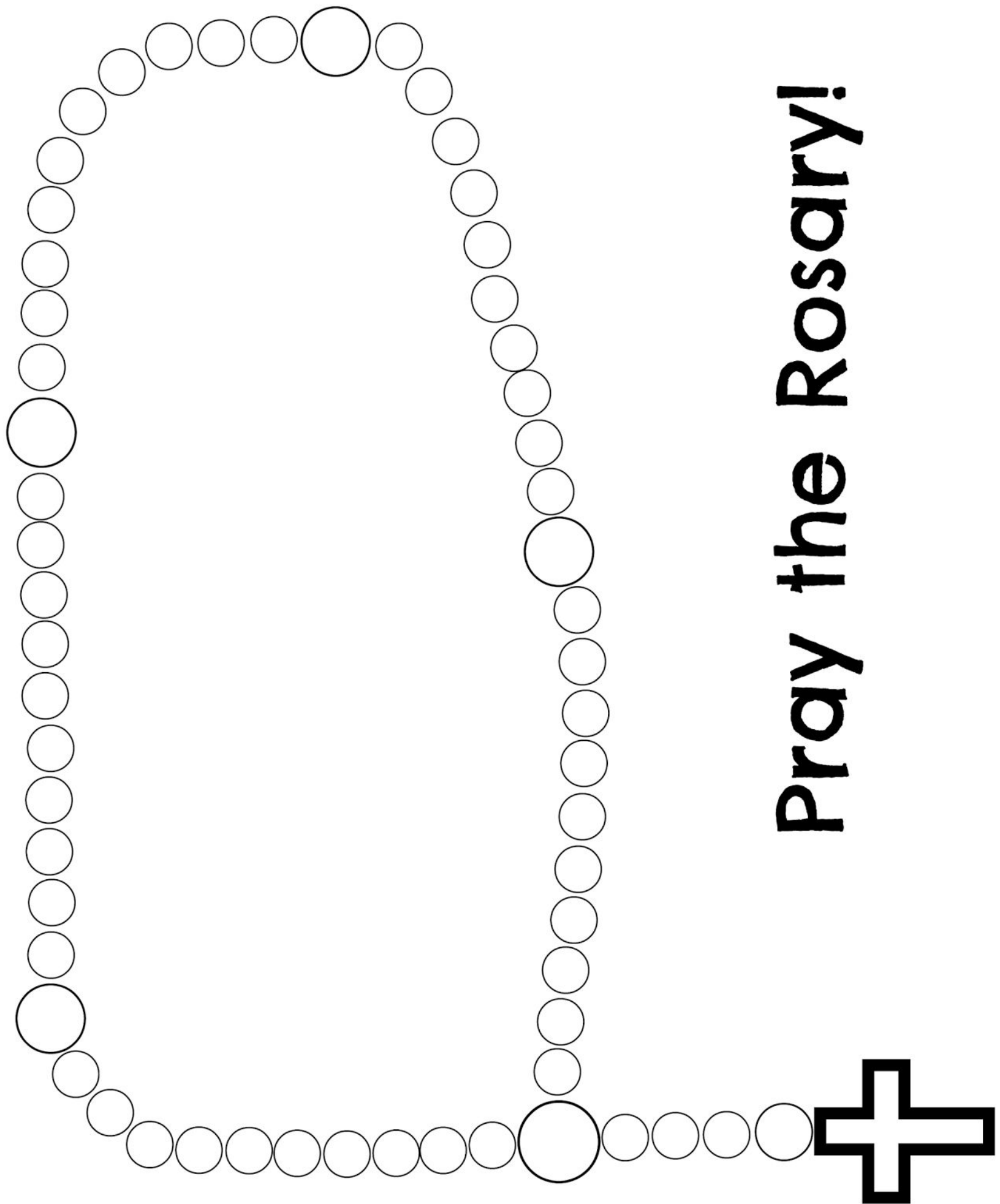


**=Sign of the Cross,
Apostle's Creed**

= Our Father

=Hail Mary

=Glory Be



Pray the Rosary!



Easy Homemade Playdough Recipe

(This recipe makes a lot! You can divide into sections and make different colors. Lasts over 6 months when stored in airtight container!)

6 cups flour
2 cups salt
8 tsp. cream of tartar
 $\frac{3}{4}$ cup oil
4 cups water
food coloring
large saucepan

Combine all ingredients (except food coloring) in large saucepan. Stir over medium heat until ball of dough forms. (If too dry, add a bit more water. If too wet, add more flour.) You can add food coloring at first stage if making one large batch of same color. If you'd like to have several colors, divide into bowls and add drops of food coloring until you have reached desired color. Let cool completely. Have tons of fun shaping and molding your playdough! Store in airtight container.



Easy Homemade Playdough Recipe

(This recipe makes a lot! You can divide into sections and make different colors. Lasts over 6 months when stored in airtight container!)

6 cups flour
2 cups salt
8 tsp. cream of tartar
 $\frac{3}{4}$ cup oil
4 cups water
food coloring
large saucepan

Combine all ingredients (except food coloring) in large saucepan. Stir over medium heat until ball of dough forms. (If too dry, add a bit more water. If too wet, add more flour.) You can add food coloring at first stage if making one large batch of same color. If you'd like to have several colors, divide into bowls and add drops of food coloring until you have reached desired color. Let cool completely. Have tons of fun shaping and molding your playdough! Store in airtight container.

