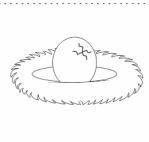

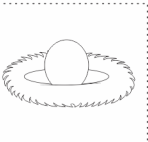












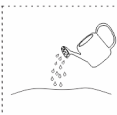
















# FREEBIE! SPRING Sequencing

Cut and Glue 3, 4 and 5 Step Sequences!

<p>Sequencing: A Chick Hatching</p> <p>Directions: Color and cut out the pictures at the bottom then glue them in the correct order to make a sequence.</p> <table border="1"><tr><td>First</td><td>Next</td><td>Last</td></tr><tr><td></td><td></td><td></td></tr></table> <p>© Communication Window</p>	First	Next	Last				<p>Sequencing: Getting Dressed for a Rainy Day</p> <p>Directions: Color and cut out the pictures at the bottom then glue them in the correct order to make a sequence.</p> <table border="1"><tr><td>Second</td><td>Third</td><td>Fourth</td></tr><tr><td></td><td></td><td></td></tr></table> <p>© Communication Window</p>	Second	Third	Fourth				<p>Sequencing: Growing a Flower</p> <p>Directions: Color and cut out the pictures at the bottom then glue them in the correct order to make a sequence.</p> <table border="1"><tr><td>Second</td><td>Third</td><td>Fourth</td><td>Fifth</td></tr><tr><td></td><td></td><td></td><td></td></tr></table> <p>© Communication Window</p>	Second	Third	Fourth	Fifth				
First	Next	Last																				
																						
Second	Third	Fourth																				
																						
Second	Third	Fourth	Fifth																			
																						

Thanks for downloading my product!  
All activities and artwork © Communication Window

Many hours went into making this product, so please do not copy this document beyond use for your students.

For individual use only.


Feel free to email me with any questions, suggestions, or ideas for new projects!

commwindow@gmail.com

Visit my blog for more activities, information and resources!

[www.thecommunicationwindow.com](http://www.thecommunicationwindow.com)

Click to  
visit my  
TPT store!



# Here are some more Communication Window products that might interest you!

**SPRING THEME INTERACTIVE ADAPTED BOOKS**  
**Butterfly, Butterfly What Do You See?**

**Dollar Deal!**

**Color**      **B/W Cut and Glue**

© Communication Window

**16 Categories with Pictures!**

**Pizza Party!**  
Categories Matchup Game

Great for Non-Readers!

© Communication Window

**11 Book Sets and GROWING!**      **SAVE OVER 25%!**

## INTERACTIVE ADAPTED BOOK PACK BUNDLE

**TEACH**      **THEMES**

**WHERE QUESTIONS WHO QUESTIONS WHAT QUESTIONS ACTION WORDS OBJECT FUNCTIONS PRONOUNS VOCABULARY AND MORE!**

**ANIMALS VEHICLES SCHOOL COMMUNITY HELPERS SEASONS AND MORE!**

**ALL PACKS INCLUDE COLOR AND BLACK AND WHITE BOOKS!**

© Communication Window

# Sequencing: A Chick Hatching


Directions: Color and cut out the pictures at the bottom then glue them in the correct order to make a sequence.

First

Next

Last

--	--	--





# Sequencing: Getting Dressed for a Rainy Day



Directions: Color and cut out the pictures at the bottom then glue them in the correct order to make a sequence.




First

Second

Third

Fourth

--	--	--	--



# Sequencing: Growing a Flower

Directions: Color and cut out the pictures at the bottom then glue them in the correct order to make a sequence.

First

Second

Third

Fourth

Fifth

--	--	--	--	--

