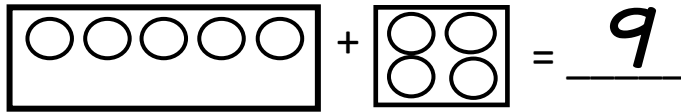


Name: _____

ADDITION

Grab a color brick in equation. Then add up studs on the bricks.

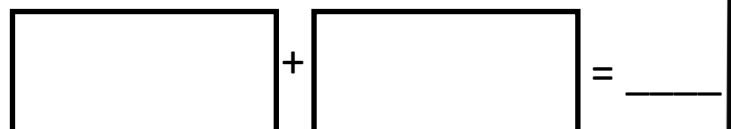
$$\text{RED} + \text{GREEN} = \underline{\hspace{2cm}}$$


$$\boxed{\text{○○○○○}} + \boxed{\text{○○}} = \underline{9}$$

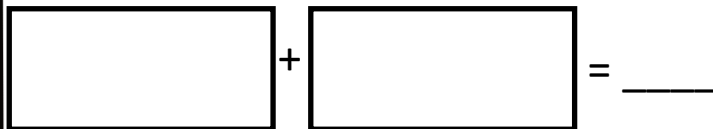
$$\text{ORANGE} + \text{BLUE} =$$


$$\boxed{\hspace{2cm}} + \boxed{\hspace{2cm}} = \underline{\hspace{2cm}}$$

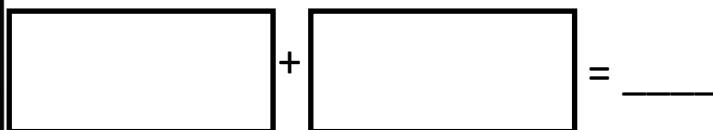
$$\text{GREEN} + \text{ORANGE} =$$


$$\boxed{\hspace{2cm}} + \boxed{\hspace{2cm}} = \underline{\hspace{2cm}}$$

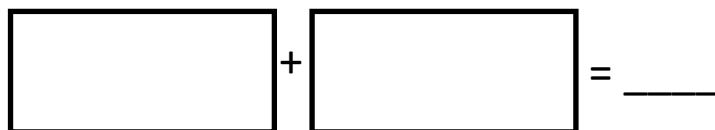
$$\text{RED} + \text{YELLOW} =$$


$$\boxed{\hspace{2cm}} + \boxed{\hspace{2cm}} = \underline{\hspace{2cm}}$$

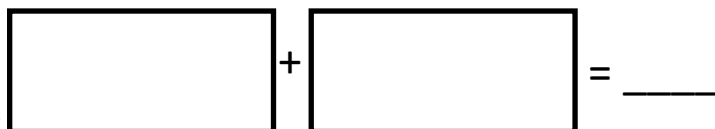
$$\text{WHITE} + \text{GREEN} =$$


$$\boxed{\hspace{2cm}} + \boxed{\hspace{2cm}} = \underline{\hspace{2cm}}$$

$$\text{BLACK} + \text{YELLOW} =$$


$$\boxed{\hspace{2cm}} + \boxed{\hspace{2cm}} = \underline{\hspace{2cm}}$$


$$\text{RED} + \text{BLUE} =$$


$$\boxed{\hspace{2cm}} + \boxed{\hspace{2cm}} = \underline{\hspace{2cm}}$$

BONUS

How many studs did you count in all?

Build with the bricks you used. What did you make?



Thank You!!


Thank you for purchasing. I truly appreciate your business!!!!



Terms of Use:

- All pages of this packet are copyrighted. You may not create anything to sell or share based on this packet.
- This packet is for one teacher use only. Do not share with colleagues. If they like the packet, please send them to my TpT store. TpT is about teachers supporting teachers.
- You are permitted to share the cover image of this packet on your blog or via social media as long as you link back to my blog or TPT store.

For free printables and other teaching ideas follow me on my blog: www.scissorsandcrayons.blogspot.com, *instagram*, *FB Fan page* and *my TPT store*.



Click to Check out my other Building units



GRAPHICS AND FONTS BY

